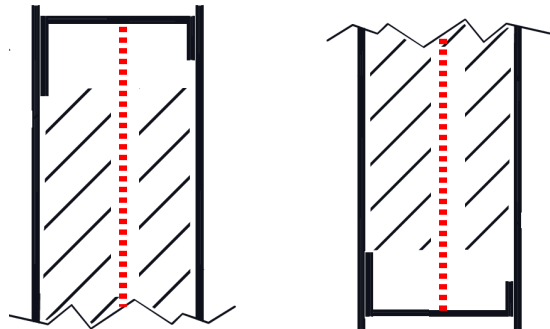
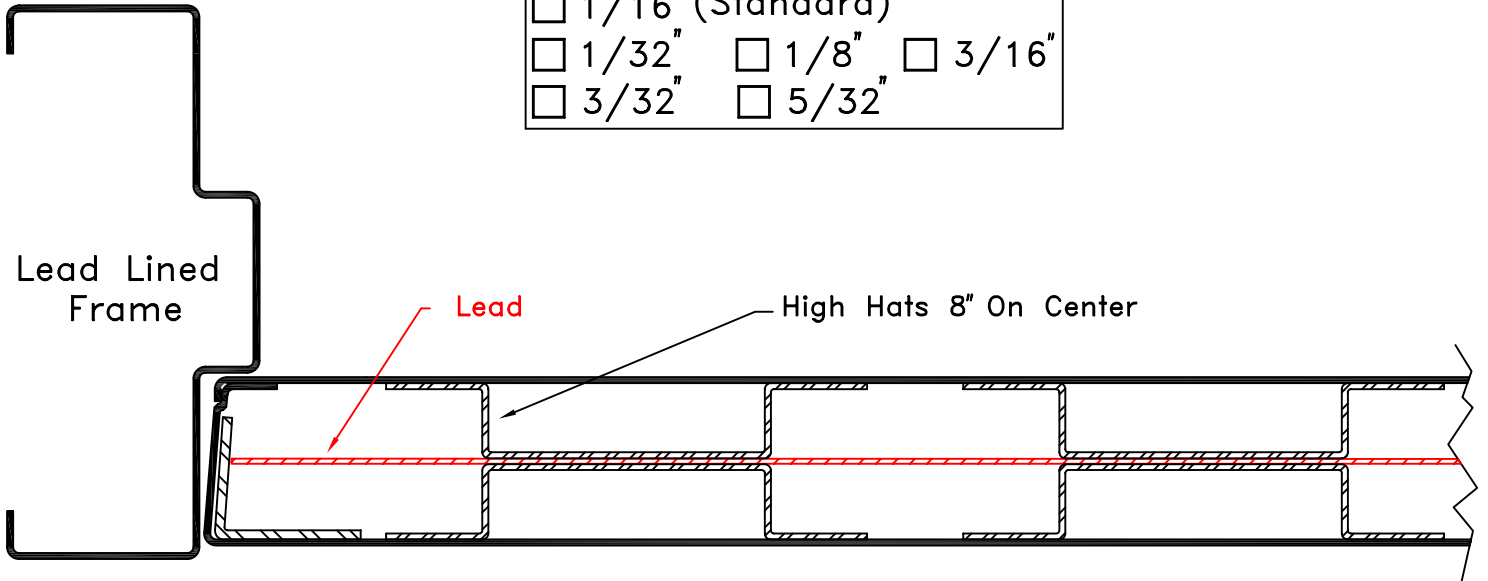



Lead Thickness Available		
<input type="checkbox"/> 1/16" (Standard)		
<input type="checkbox"/> 1/32"	<input type="checkbox"/> 1/8"	<input type="checkbox"/> 3/16"
<input type="checkbox"/> 3/32"	<input type="checkbox"/> 5/32"	



Note:
Doors have Closed Top and Closed Bottom
with 1/4" recess. Modified as needed for Pivots.



<p>Karpen Steel Custom Doors & Frames</p> <p>181 Reems Creek Rd Weaverville NC 28787 www.karpensteel.com</p> <p>Tel: 828-645-4821 Fax: 800-851-2131</p> <p>Drawn/Revised by: R S Smith</p>	<p>Customer:</p> <p>Job ID:</p>
	<p>Description:</p> <p>LEAD LINED DOOR HIGH HAT CONSTRUCTION</p>
	<p>File name:</p> <p>CUDM0018</p>
	<p>Rev. Date:</p> <p>01Nov 10</p>
	<p>Revision</p>