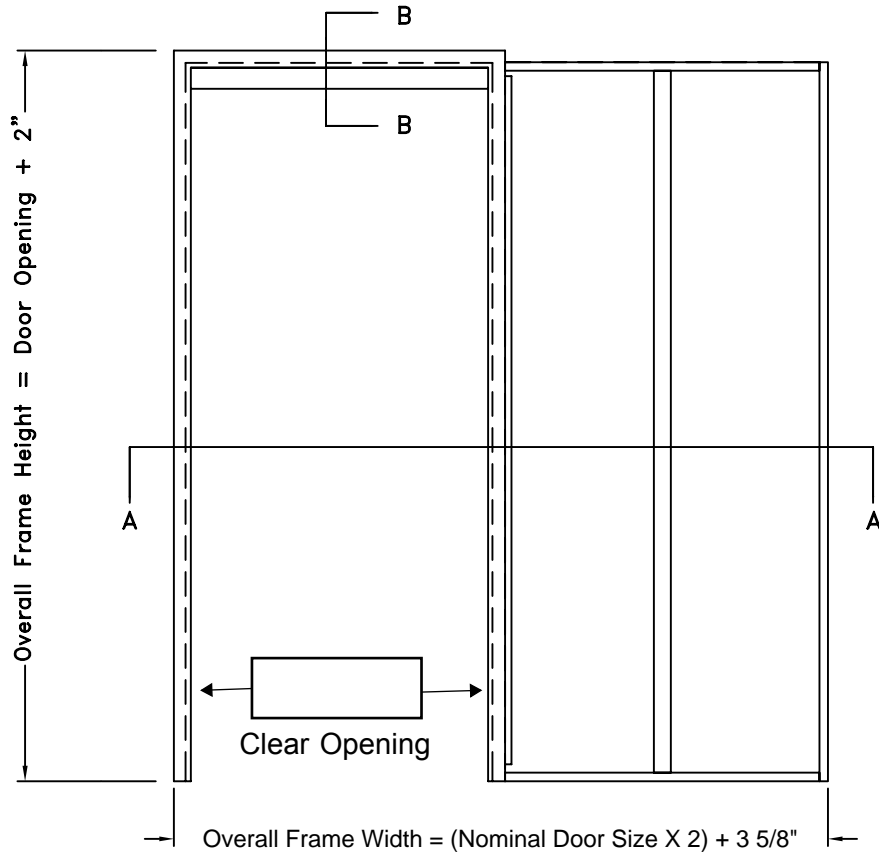
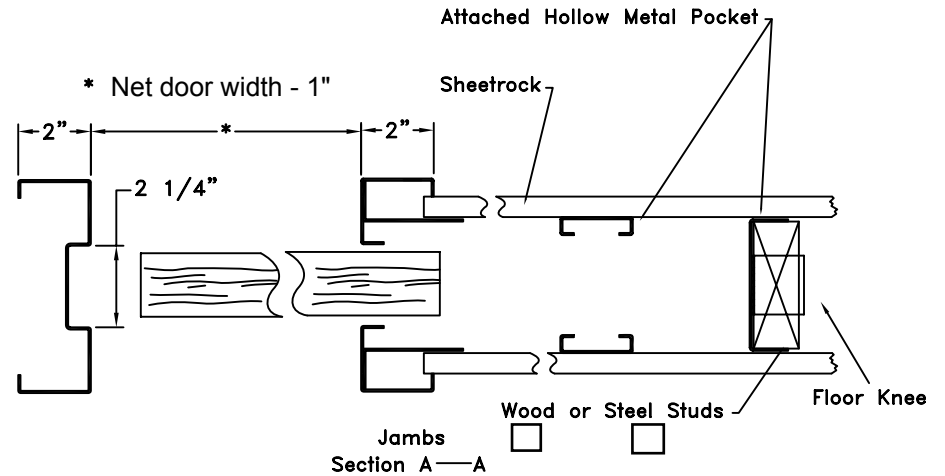
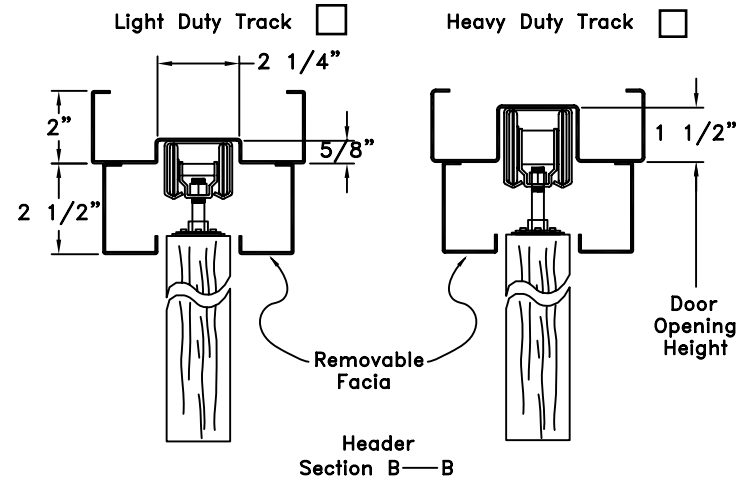


Track Manufacturer _____ Model _____



Elevation



Actual Door Width _____

JW _____" Actual Stud Size: 3 1/2" 3 5/8" 6" _____"

NOTES:

- Minimum Jamb Width is 4 1/2"
- 16 Gauge, CRS, Standard
- For Single or Double Sliding Pocket Doors
- Attached Hollow Metal Pocket(s) Supplied With Frame
- Track By Others



Karpen Steel
Custom Doors & Frames
 181 Reems Creek Rd
 Weaverville NC 28787
 www.karpensteel.com

Tel: 828-645-4821
 Fax: 800-851-2131

Revised by: **R SMITH**

Customer name:

Job name:

Description: **Pocket Frame with Attached Pocket**

File name:

CUFK0003

REV

Revision Date:

07 JUL 10

Sheet