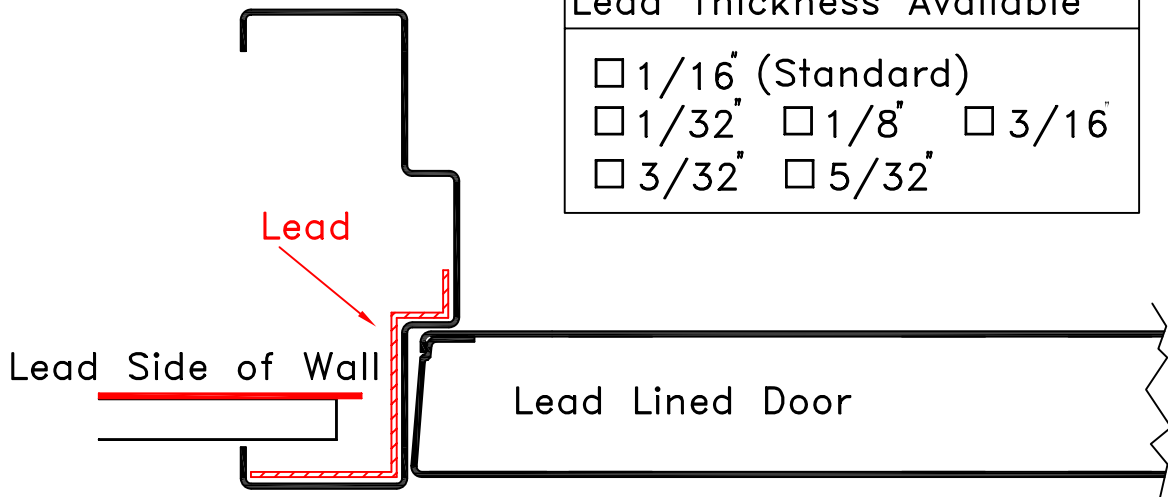
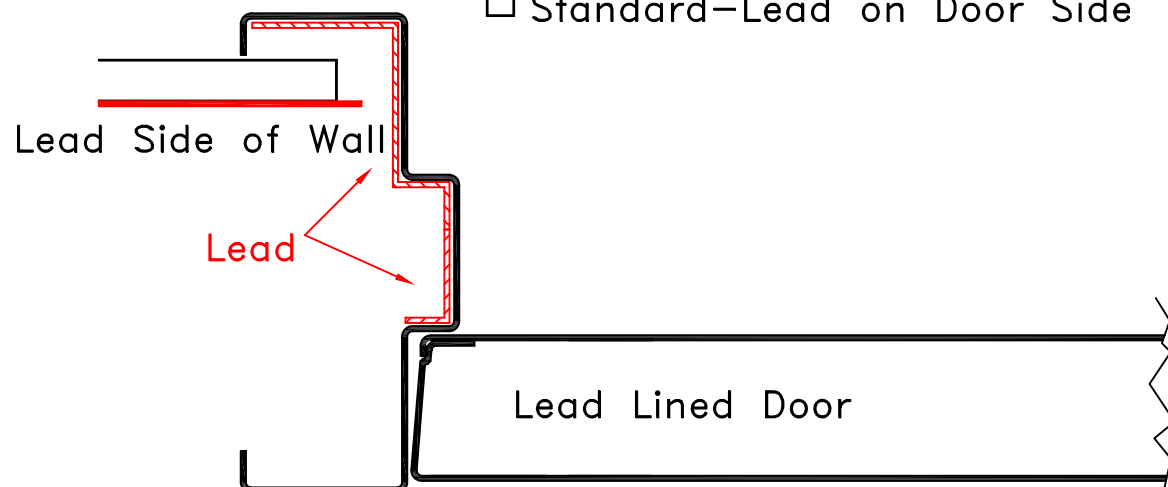


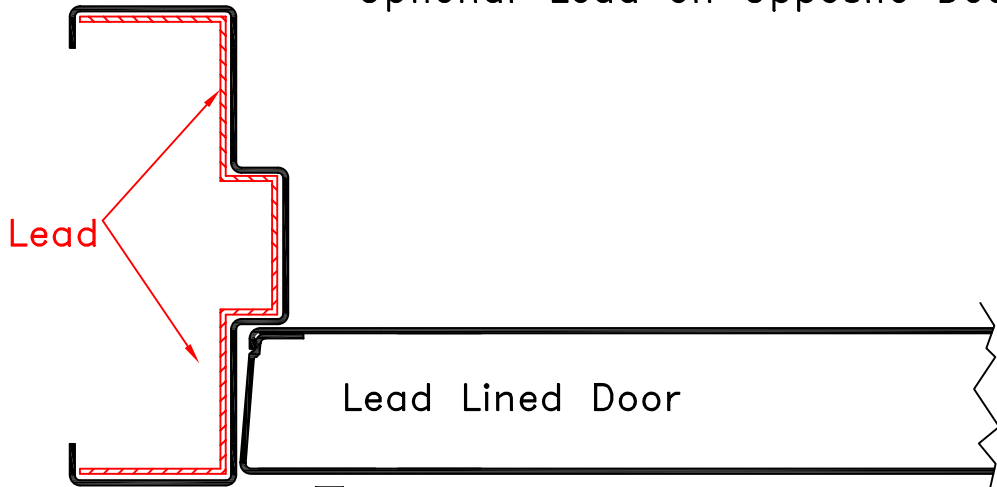
Lead Thickness Available		
<input type="checkbox"/> 1/16" (Standard)	<input type="checkbox"/> 1/32"	<input type="checkbox"/> 1/8"
<input type="checkbox"/> 3/32"	<input type="checkbox"/> 5/32"	<input type="checkbox"/> 3/16"




Standard—Lead on Door Side



Optional—Lead on Opposite Door Side



Optional—Fully Lead Lined



<p>Karpen Steel Custom Doors & Frames</p> <p>181 Reems Creek Rd Weaverville NC 28787 www.karpensteel.com</p> <p>Tel: 828-645-4821 Fax: 800-851-2131</p> <p>Drawn/Revised by: J Schandevell</p>	<p>Title:</p>
	<p>Description: LEAD LINED DOOR FRAME OPTIONS</p>
	<p>File name: CUFL0004</p>
	<p>Rev. Date: 13Mar08</p> <p>Revision</p>